

# ASSEMBLY REMOVAL AND INSTALLATION

TR04E-02

## ASSEMBLY REMOVAL

1. REMOVE TRANSFER WITH TRANSMISSION  
M/T — See pages R150F MT-8 and W59 MT-8.  
A/T — See page AT-19.

### INSTALLATION HINT:

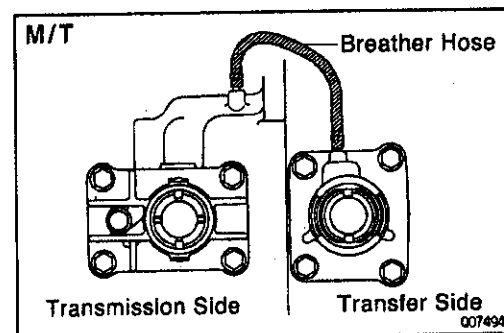
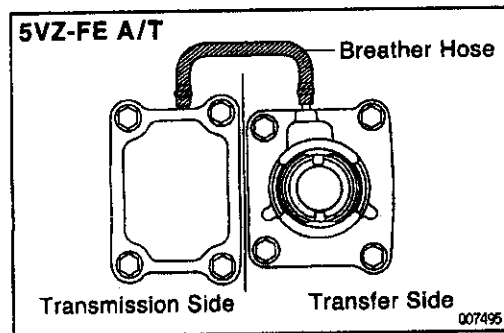
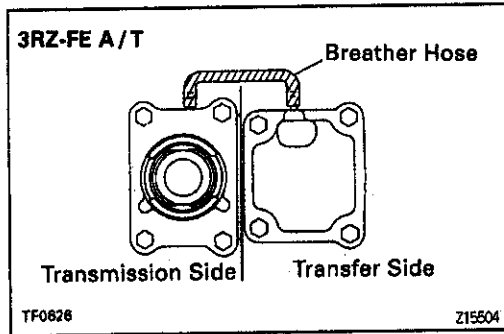
- Apply MP grease to the transfer adaptor oil seal.
- w/o One touch 2-4 selector system:  
Shift the 2 shift fork shafts to the high-4 position.
- w/ One touch 2-4 selector system:  
Shift the shift fork shaft to the high-2 position.

2. REMOVE BREATHER HOSE

Disconnect the breather hose from transfer upper cover and transmission control retainer.

Hose depth:

13 mm (0.51 in.) or more



3R2-FE

## ASSEMBLY INSTALLATION

TR08D-01

Installation is in the reverse order of removal.