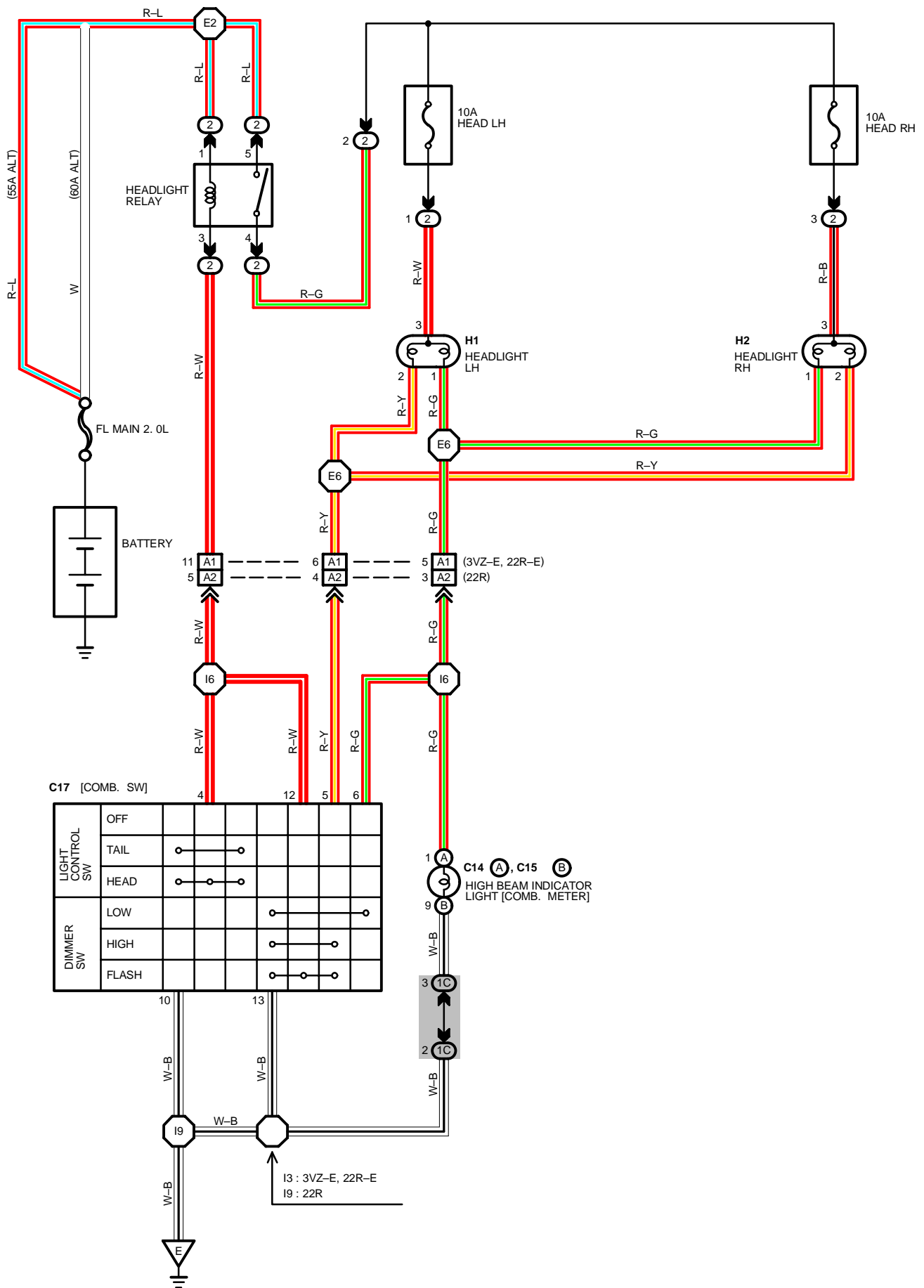


# HEADLIGHTS (USA)



**SERVICE HINTS**

**HEADLIGHT RELAY**

(2) 5-(2) 4 : CLOSED WITH LIGHT CONTROL SW AT **HEAD** POSITION OR DIMMER SW AT **FLASH** POSITION

**○ : PARTS LOCATION**

| CODE       |   | SEE PAGE | CODE       | SEE PAGE                         | CODE      | SEE PAGE                         |
|------------|---|----------|------------|----------------------------------|-----------|----------------------------------|
| <b>C14</b> | A | 24       | <b>C17</b> | 24                               | <b>H2</b> | 21 (3VZ-E), 22 (22R-E), 23 (22R) |
| <b>C15</b> | B | 24       | <b>H1</b>  | 21 (3VZ-E), 22 (22R-E), 23 (22R) |           |                                  |

**○ : JUNCTION BLOCK AND WIRE HARNESS CONNECTOR**

| CODE      | SEE PAGE | JUNCTION BLOCK AND WIRE HARNESS (CONNECTOR LOCATION) |
|-----------|----------|--|
| <b>1C</b> | 18       | COWL WIRE AND J/B NO.1 (ENGINE COMPARTMENT RIGHT)    |

**○ : RELAY BLOCKS**

| CODE     | SEE PAGE | RELAY BLOCKS (RELAY BLOCK LOCATION) |
|----------|----------|-------------------------------------|
| <b>2</b> | 17       | R/B NO. 2 (LEFT KICK PANEL)         |

**□ : CONNECTOR JOINING WIRE HARNESS AND WIRE HARNESS**

| CODE      | SEE PAGE | JOINING WIRE HARNESS AND WIRE HARNESS (CONNECTOR LOCATION) |
|-----------|----------|--|
| <b>A1</b> | 32       | ENGINE ROOM MAIN WIRE AND COWL WIRE (LEFT KICK PANEL)      |
| <b>A2</b> |          |  |

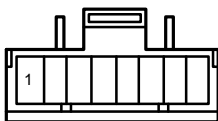
**▽ : GROUND POINTS**

| CODE     | SEE PAGE | GROUND POINTS LOCATION |
|----------|----------|------------------------|
| <b>E</b> | 32       | LEFT KICK PANEL        |

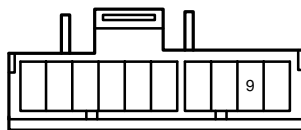
**○ : SPLICE POINTS**

| CODE      | SEE PAGE   | WIRE HARNESS WITH SPLICE POINTS | CODE      | SEE PAGE | WIRE HARNESS WITH SPLICE POINTS |
|-----------|------------|---------------------------------|-----------|----------|---------------------------------|
| <b>E2</b> | 26 (3VZ-E) | COWL WIRE                       | <b>I3</b> | 32       | COWL WIRE                       |
|           | 28 (22R-E) |                                 | <b>I6</b> |          |                                 |
|           | 30 (22R)   |                                 | <b>I9</b> |          |                                 |
| <b>E6</b> | 26 (3VZ-E) | ENGINE ROOM MAIN WIRE           |           |          |                                 |
|           | 28 (22R-E) |                                 |           |          |                                 |
|           | 30 (22R)   |                                 |           |          |                                 |

**C14** (A)



**C15** (B) GRAY



**C17** BLACK



**H1, H2** BROWN

