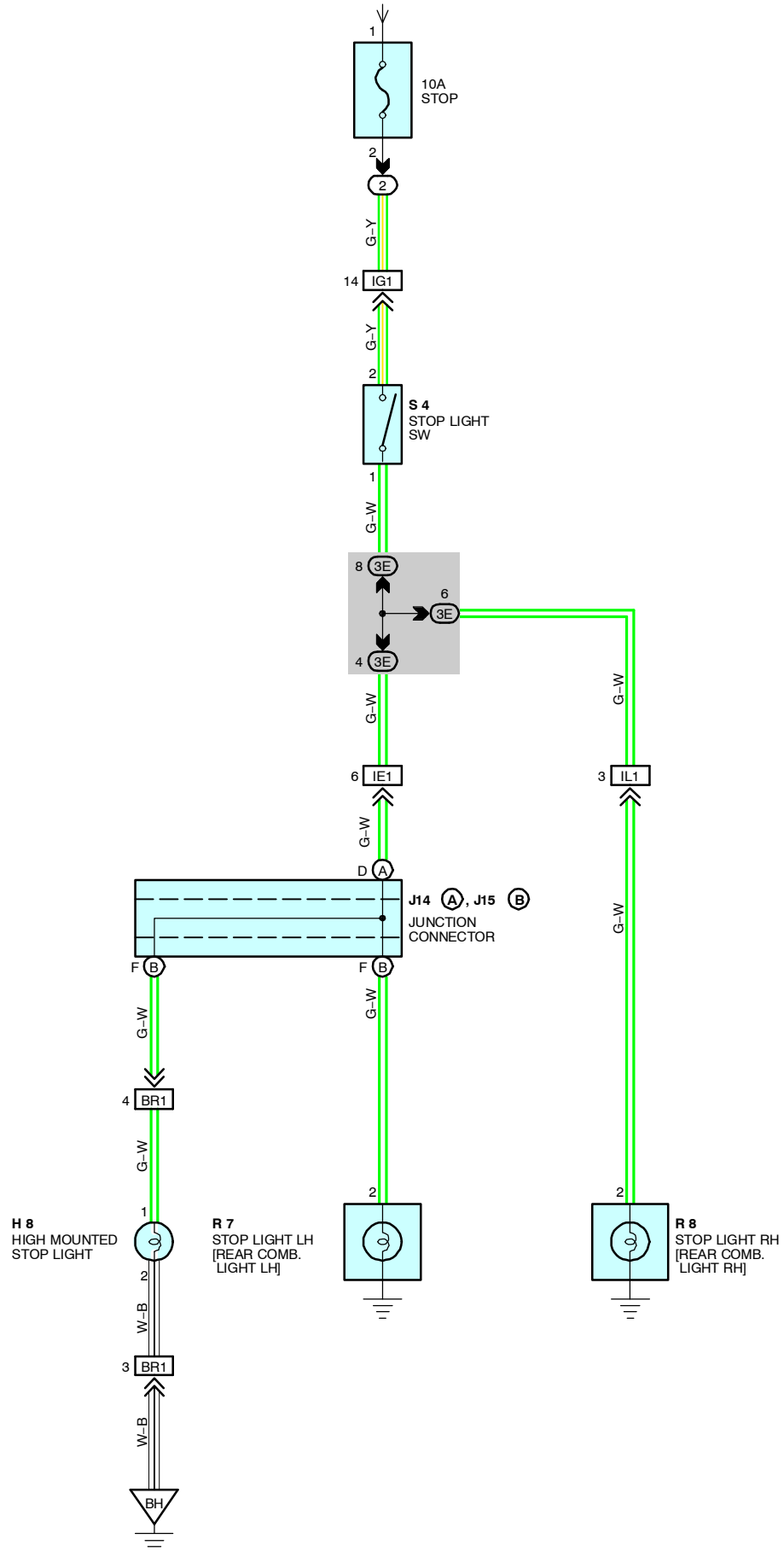




# STOP LIGHT

FROM POWER SOURCE SYSTEM (SEE PAGE 58)



**SERVICE HINTS**

**S 4 STOP LIGHT SW**

2-1 : CLOSED WITH BRAKE PEDAL DEPRESSED

**○ : PARTS LOCATION**

CODE	SEE PAGE	CODE	SEE PAGE	CODE	SEE PAGE
<b>H 8</b>	32	<b>J15</b>   <b>B</b>	32	<b>R 8</b>	33
<b>J14</b>   <b>A</b>	32	<b>R 7</b>	33	<b>S 4</b>	31

**○ : RELAY BLOCKS**

CODE	SEE PAGE	RELAY BLOCKS (RELAY BLOCK LOCATION)
2	20 (USA) 21 (CANADA)	ENGINE ROOM R/B (ENGINE COMPARTMENT LEFT)

**○ : JUNCTION BLOCK AND WIRE HARNESS CONNECTOR**

CODE	SEE PAGE	JUNCTION BLOCK AND WIRE HARNESS (CONNECTOR LOCATION)
3E	24	COIL WIRE AND CENTER J/B (NEAR THE STEERING COLUMN TUBE)

**□ : CONNECTOR JOINING WIRE HARNESS AND WIRE HARNESS**

CODE	SEE PAGE	JOINING WIRE HARNESS AND WIRE HARNESS (CONNECTOR LOCATION)
IE1	40	COWL WIRE AND FLOOR NO.2 WIRE (LEFT KICK PANEL)
IG1	40	ENGINE ROOM MAIN WIRE AND COIL WIRE (LEFT KICK PANEL)
IL1	40	COWL WIRE AND FLOOR WIRE (RIGHT KICK PANEL)
BR1	42	BACK DOOR NO. 1 WIRE AND FLOOR NO. 2 WIRE (LEFT REAR SIDE OF ROOF)

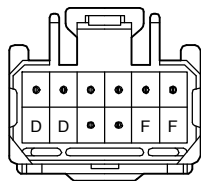
**▽ : GROUND POINTS**

CODE	SEE PAGE	GROUND POINTS LOCATION
BH	42	LEFT QUARTER PANEL INNER

**H 8** GRAY

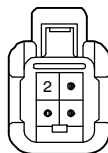


**J14** (A), **J15** (B)

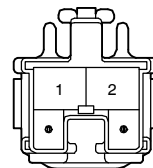


(HINT SEE PAGE 7)

**R 7, R 8**



(W/ CRUISE CONTROL) **S 4**



(W/O CRUISE CONTROL) **S 4** BLACK

