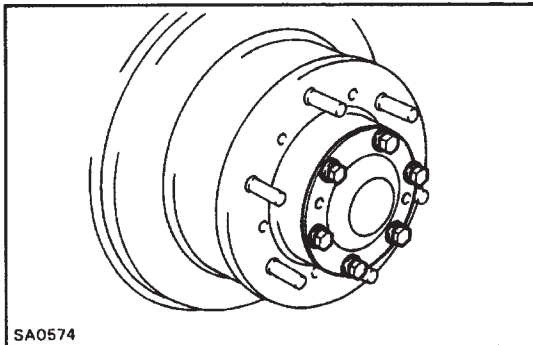


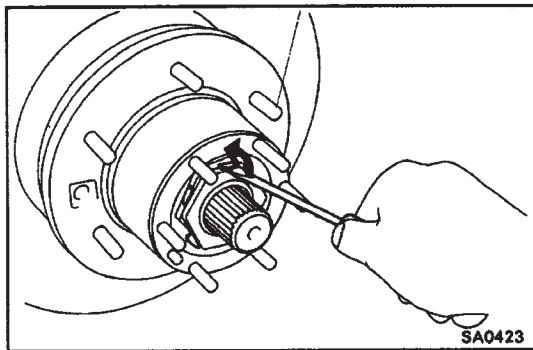
- (e) Install and tighten 2 bolts and remove the flange.
- (f) Remove the gasket.



6. 2WD:

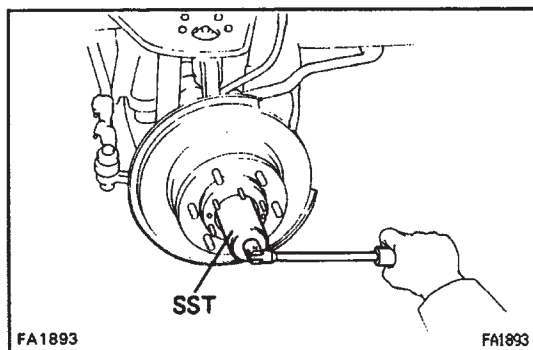
REMOVE HUB GREASE CAP

Remove the 6 bolts and hub grease cap from the axle hub.

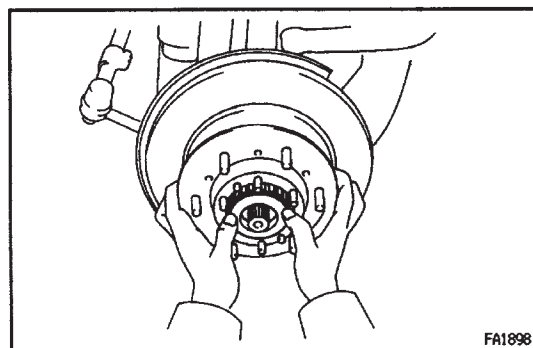


7. REMOVE AXLE HUB WITH DISC

- (a) Using a screwdriver, release the lock washer.



- (b) Using SST, remove the lock nut and lock washer.
SST 09607-60020
- (c) Using SST, remove the adjusting nut.
SST 09607-60020



- (d) Remove the hub and disc together with the outer bearing and thrust washer.