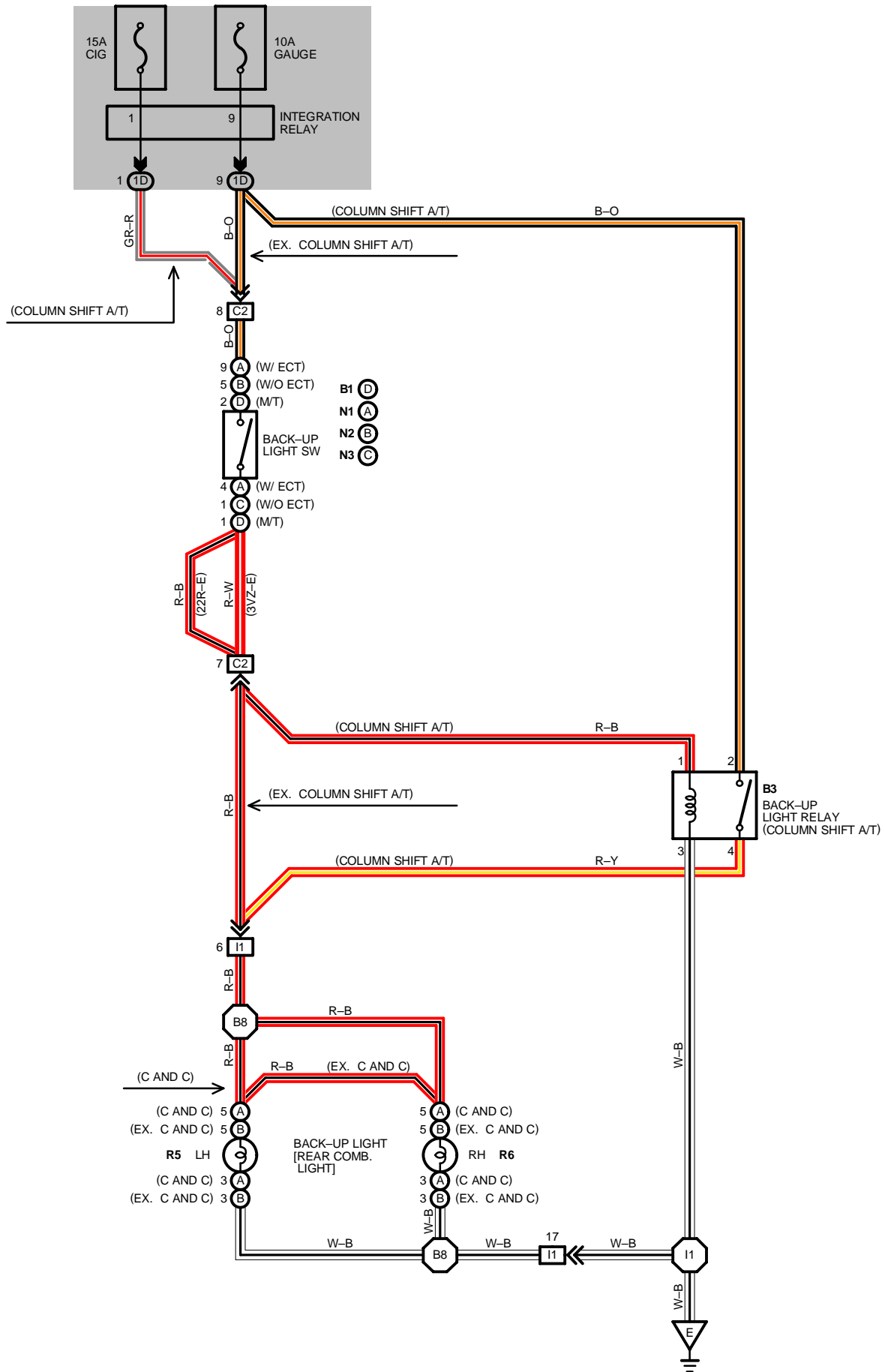


BACK-UP LIGHT



SERVICE HINTS

N1, N2, N3, B1 BACK-UP LIGHT SW

(A) 9-4, (B) 5- (C) 1, (D) 2-1

: CLOSED WITH SHIFT LEVER IN R POSITION

B3 BACK-UP LIGHT RELAY

2-4 : CLOSED WITH BACK-UP LIGHT SW ON AND IGNITION SW AT ON POSITION

○ : PARTS LOCATION

CODE	SEE PAGE	CODE	SEE PAGE	CODE	SEE PAGE
B1	D	22 (3VZ-E), 23 (22R-E)	N2	B	23
B3		24	N3	C	23
N1	A	22	R5	A	25
			R6	B	25
			R6	A	25
			R6	B	25

○ : JUNCTION BLOCK AND WIRE HARNESS CONNECTOR

CODE	SEE PAGE	JUNCTION BLOCK AND WIRE HARNESS (CONNECTOR LOCATION)
1D	18	COWL WIRE AND J/B NO.1 (LEFT KICK PANEL)

□ : CONNECTOR JOINING WIRE HARNESS AND WIRE HARNESS

CODE	SEE PAGE	JOINING WIRE HARNESS AND WIRE HARNESS (CONNECTOR LOCATION)
C2	32	ENGINE WIRE AND COWL WIRE (RIGHT KICK PANEL)
I1	32	FRAME WIRE AND COWL WIRE (UNDER PASSENGER'S SEAT)

▽ : GROUND POINTS

CODE	SEE PAGE	GROUND POINTS LOCATION
E	30	LEFT KICK PANEL

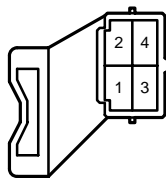
○ : SPLICE POINTS

CODE	SEE PAGE	WIRE HARNESS WITH SPLICE POINTS	CODE	SEE PAGE	WIRE HARNESS WITH SPLICE POINTS
I1	30	COWL WIRE	B8	32	FRAME WIRE

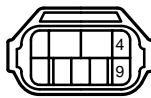
B1 (D) GRAY




B3



N1 (A) GRAY



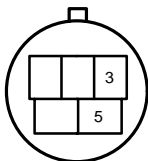
N2 (B) GRAY



N3 (C) GRAY



R5 (A), R6 (A)



R5 (B), R6 (B)

