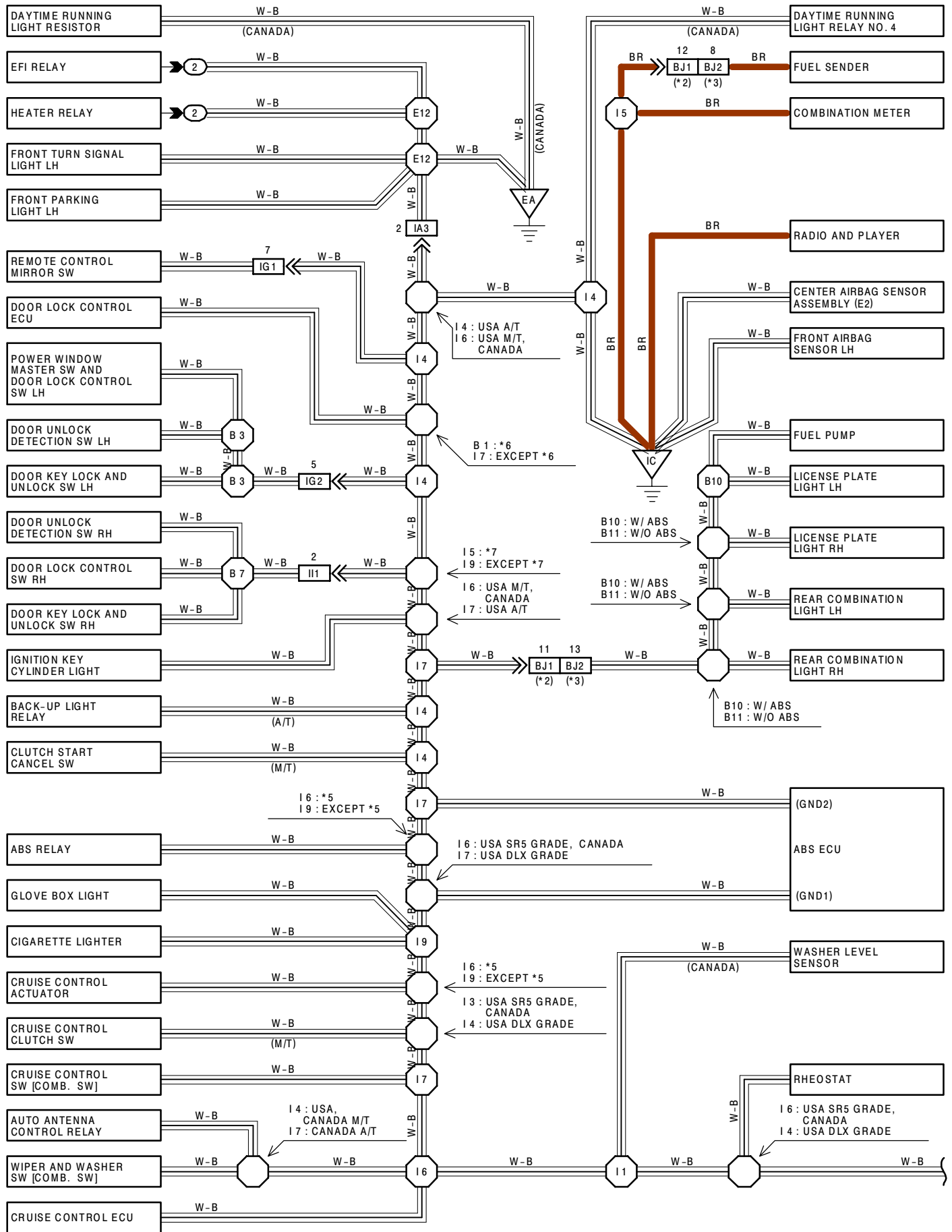
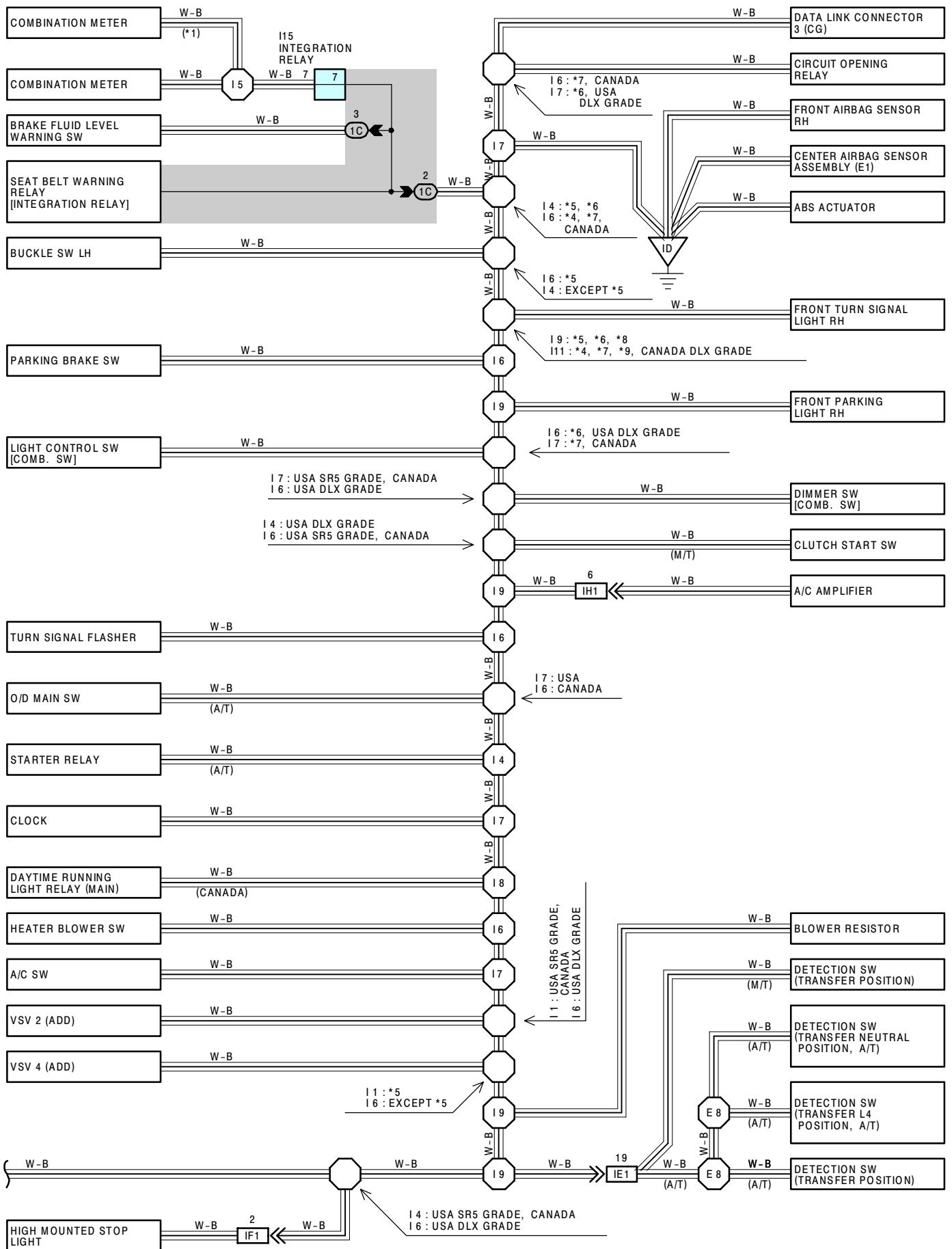




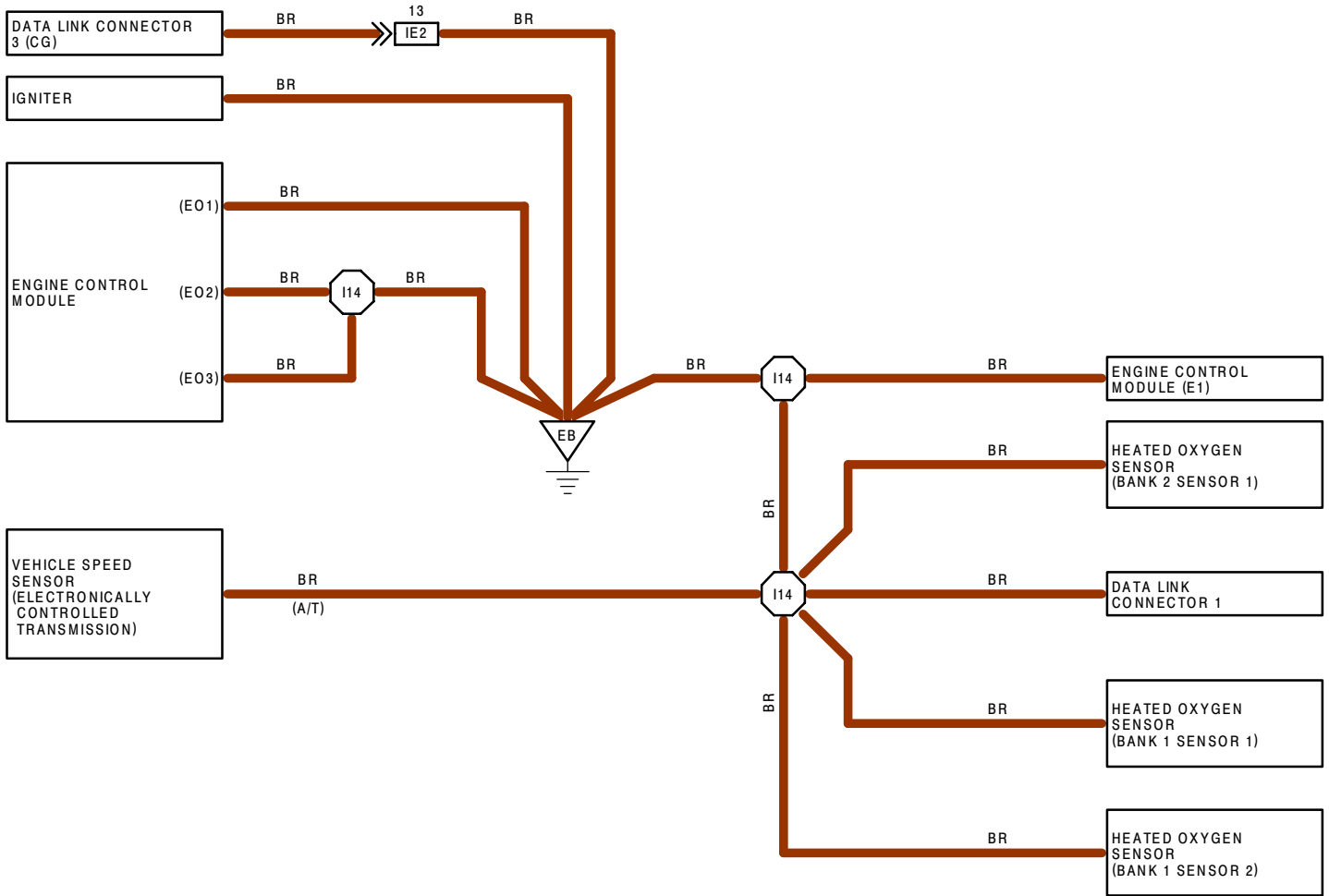
GROUND POINT (5VZ-FE)



*1 : W/ TACHOMETER *4 : USA A/T DLX GRADE *7 : USA M/T SR5 GRADE
 *2 : W/O ABS *5 : USA M/T DLX GRADE *8 : CANADA A/T SR5 GRADE
 *3 : W/ ABS *6 : USA A/T SR5 GRADE *9 : CANADA M/T SR5 GRADE



J  **GROUND POINT (5VZ-FE)**



○ : PARTS LOCATION

CODE	SEE PAGE	CODE	SEE PAGE	CODE	SEE PAGE
I15	27				

○ : RELAY BLOCKS

CODE	SEE PAGE	RELAY BLOCKS (RELAY BLOCK LOCATION)
2	19	R/B NO. 2 (ENGINE COMPARTMENT LEFT)

○ : JUNCTION BLOCK AND WIRE HARNESS CONNECTOR

CODE	SEE PAGE	JUNCTION BLOCK AND WIRE HARNESS (CONNECTOR LOCATION)
1C	20	COWL WIRE AND J/B NO. 1 (LEFT KICK PANEL)

□ : CONNECTOR JOINING WIRE HARNESS AND WIRE HARNESS

CODE	SEE PAGE	JOINING WIRE HARNESS AND WIRE HARNESS (CONNECTOR LOCATION)
IA3	34	ENGINE ROOM MAIN WIRE AND COWL WIRE (LEFT KICK PANEL)
IE1	34	ENGINE WIRE AND COWL WIRE (RIGHT KICK PANEL)
IE2		
IF1	34	ROOF WIRE AND COWL WIRE (LEFT KICK PANEL)
IG1	34	DOOR LEFT WIRE AND COWL WIRE (LEFT KICK PANEL)
IG2		
IH1	34	COWL WIRE AND A/C SUB WIRE (BEHIND THE GLOVE BOX)
II1	34	DOOR RIGHT WIRE AND COWL WIRE (RIGHT KICK PANEL)
BJ1	36	FRAME WIRE AND COWL WIRE (UNDER THE PASSENGER'S SEAT)
BJ2		

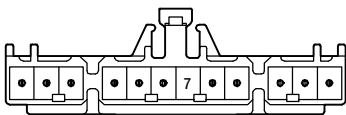
▽ : GROUND POINTS

CODE	SEE PAGE	GROUND POINTS LOCATION
EA	30	FRONT LEFT FENDER
EB	30	NEAR THE THROTTLE BODY
IC	34	LEFT KICK PANEL
ID	34	RIGHT KICK PANEL

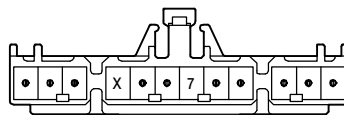
○ : SPLICE POINTS

CODE	SEE PAGE	WIRE HARNESS WITH SPLICE POINTS	CODE	SEE PAGE	WIRE HARNESS WITH SPLICE POINTS
E 8	30	ENGINE WIRE	I 9	34	COWL WIRE
E12	30	ENGINE ROOM MAIN WIRE	I11		
I 1	34	COWL WIRE	I14	34	ENGINE WIRE
I 3			B 1	36	COWL WIRE
I 4			B 3	36	DOOR LEFT WIRE
I 5			B 7	36	DOOR RIGHT WIRE
I 6			36	FRAME WIRE	B10
I 7					B11
I 8					

(SR5 GRADE) I15

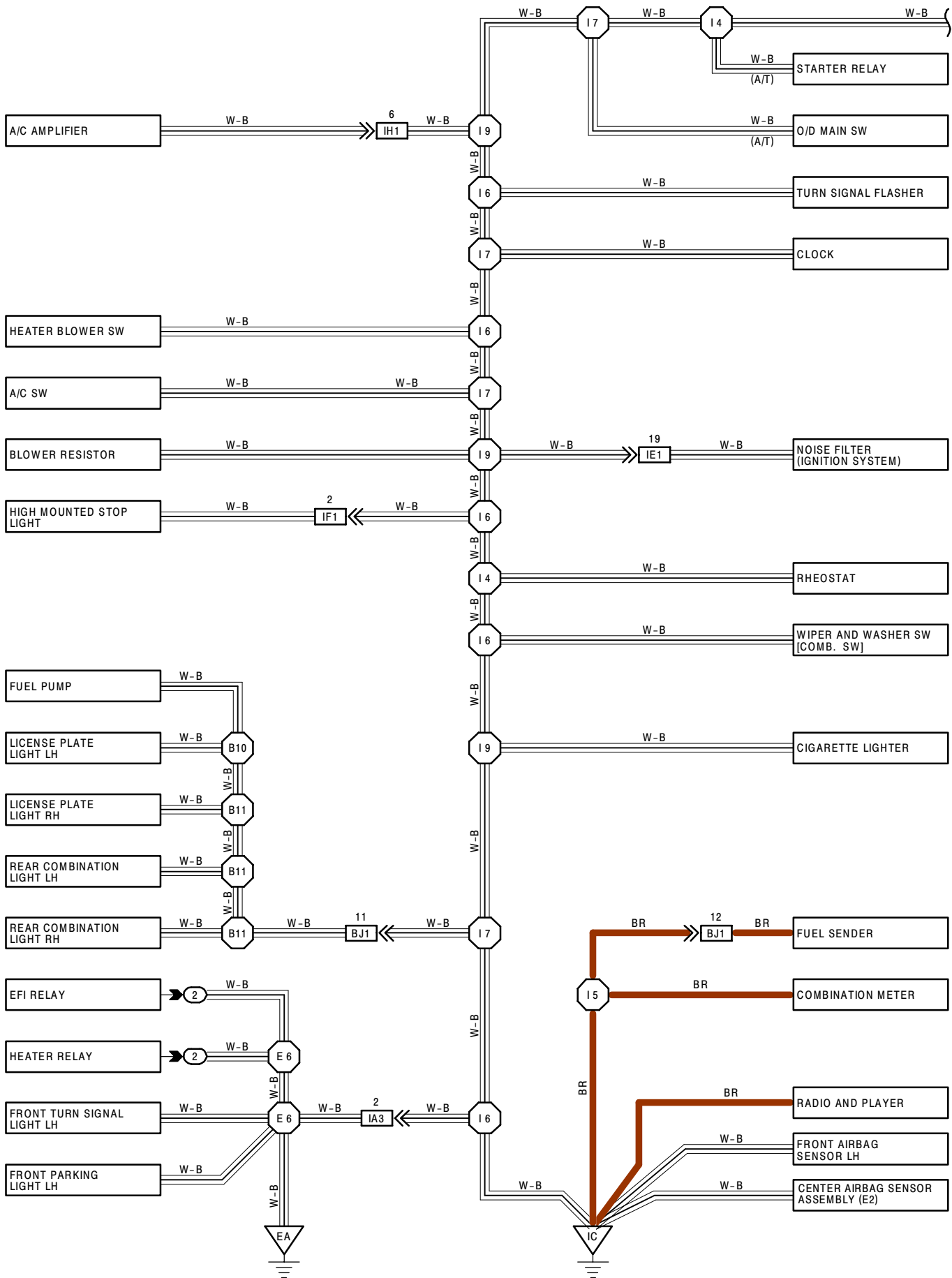


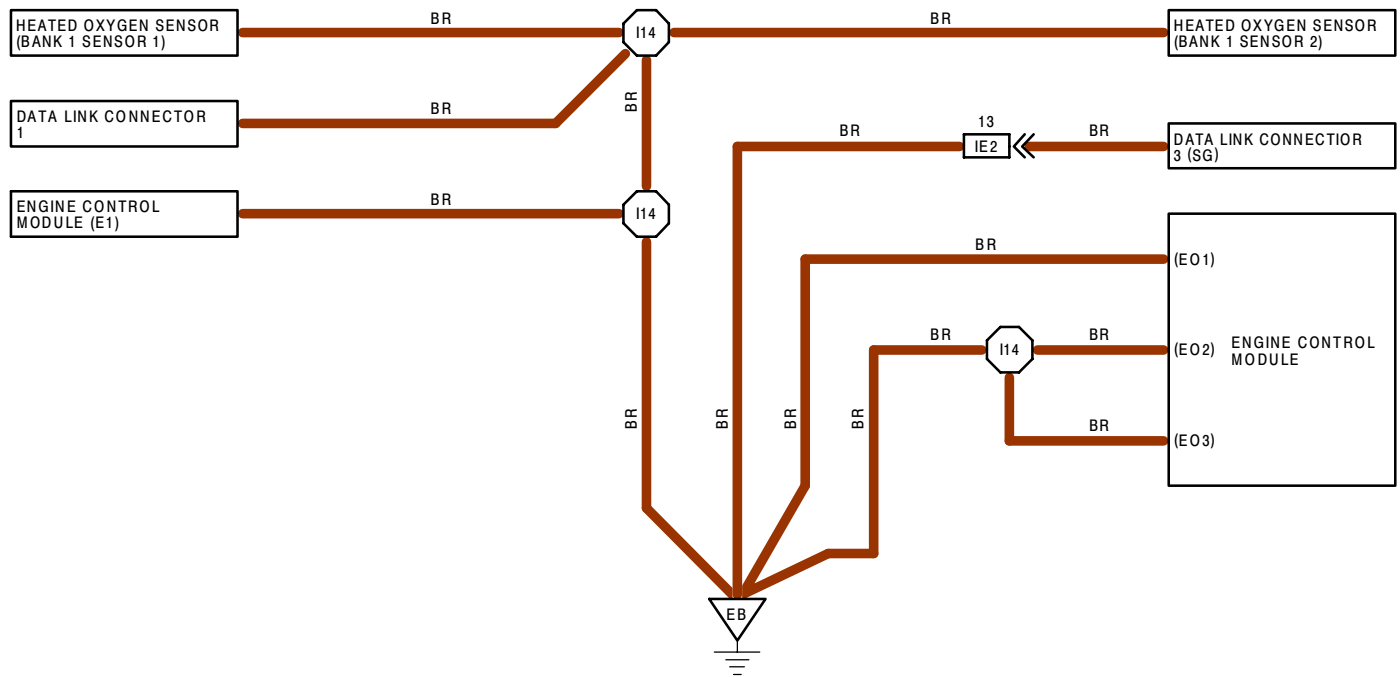
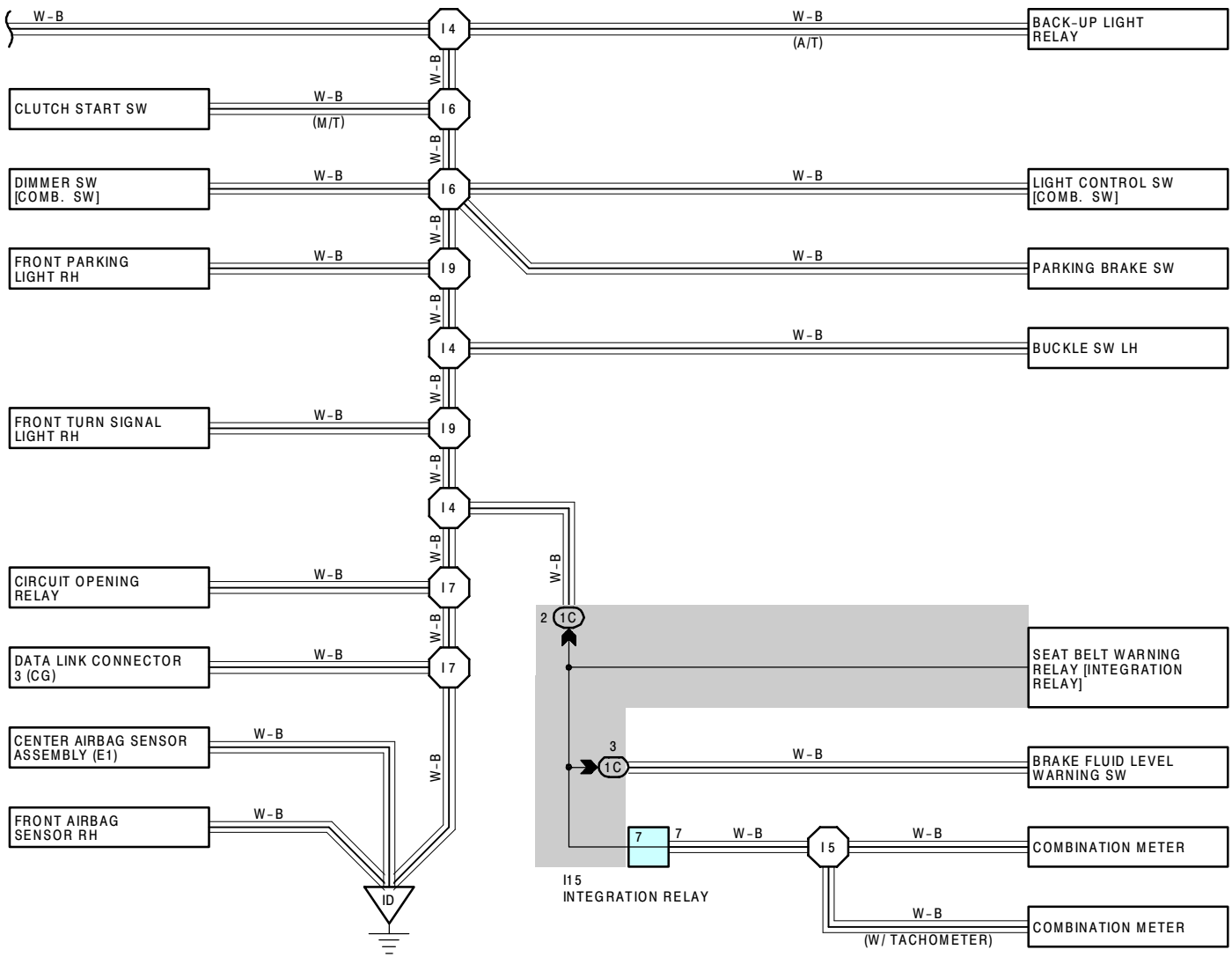
(DLX GRADE) I15





GROUND POINT (3RZ-FE)







GROUND POINT (3RZ-FE)

○ : PARTS LOCATION

CODE	SEE PAGE	CODE	SEE PAGE	CODE	SEE PAGE
I15	27				

○ : RELAY BLOCKS

CODE	SEE PAGE	RELAY BLOCKS (RELAY BLOCK LOCATION)
2	19	R/B NO. 2 (ENGINE COMPARTMENT LEFT)

○ : JUNCTION BLOCK AND WIRE HARNESS CONNECTOR

CODE	SEE PAGE	JUNCTION BLOCK AND WIRE HARNESS (CONNECTOR LOCATION)
1C	20	COWL WIRE AND J/B NO. 1 (LEFT KICK PANEL)

□ : CONNECTOR JOINING WIRE HARNESS AND WIRE HARNESS

CODE	SEE PAGE	JOINING WIRE HARNESS AND WIRE HARNESS (CONNECTOR LOCATION)
IA3	34	ENGINE ROOM MAIN WIRE AND COWL WIRE (LEFT KICK PANEL)
IE1	34	ENGINE WIRE AND COWL WIRE (RIGHT KICK PANEL)
IE2		
IF1	34	ROOF WIRE AND COWL WIRE (LEFT KICK PANEL)
IH1	34	COWL WIRE AND A/C SUB WIRE (BEHIND THE GLOVE BOX)
BJ1	36	FRAME WIRE AND COWL WIRE (UNDER THE PASSENGER'S SEAT)

▽ : GROUND POINTS

CODE	SEE PAGE	GROUND POINTS LOCATION
EA	32	FRONT LEFT FENDER
EB	32	NEAR THE INJECTOR NO. 1
IC	34	LEFT KICK PANEL
ID	34	RIGHT KICK PANEL

○ : SPLICE POINTS

CODE	SEE PAGE	WIRE HARNESS WITH SPLICE POINTS	CODE	SEE PAGE	WIRE HARNESS WITH SPLICE POINTS
E 6	32	ENGINE ROOM MAIN WIRE	I 9	34	COWL WIRE
I 4	34	COWL WIRE	I14	34	ENGINE WIRE
I 5			B10	36	FRAME WIRE
I 6					
I 7			B11		

I15

