

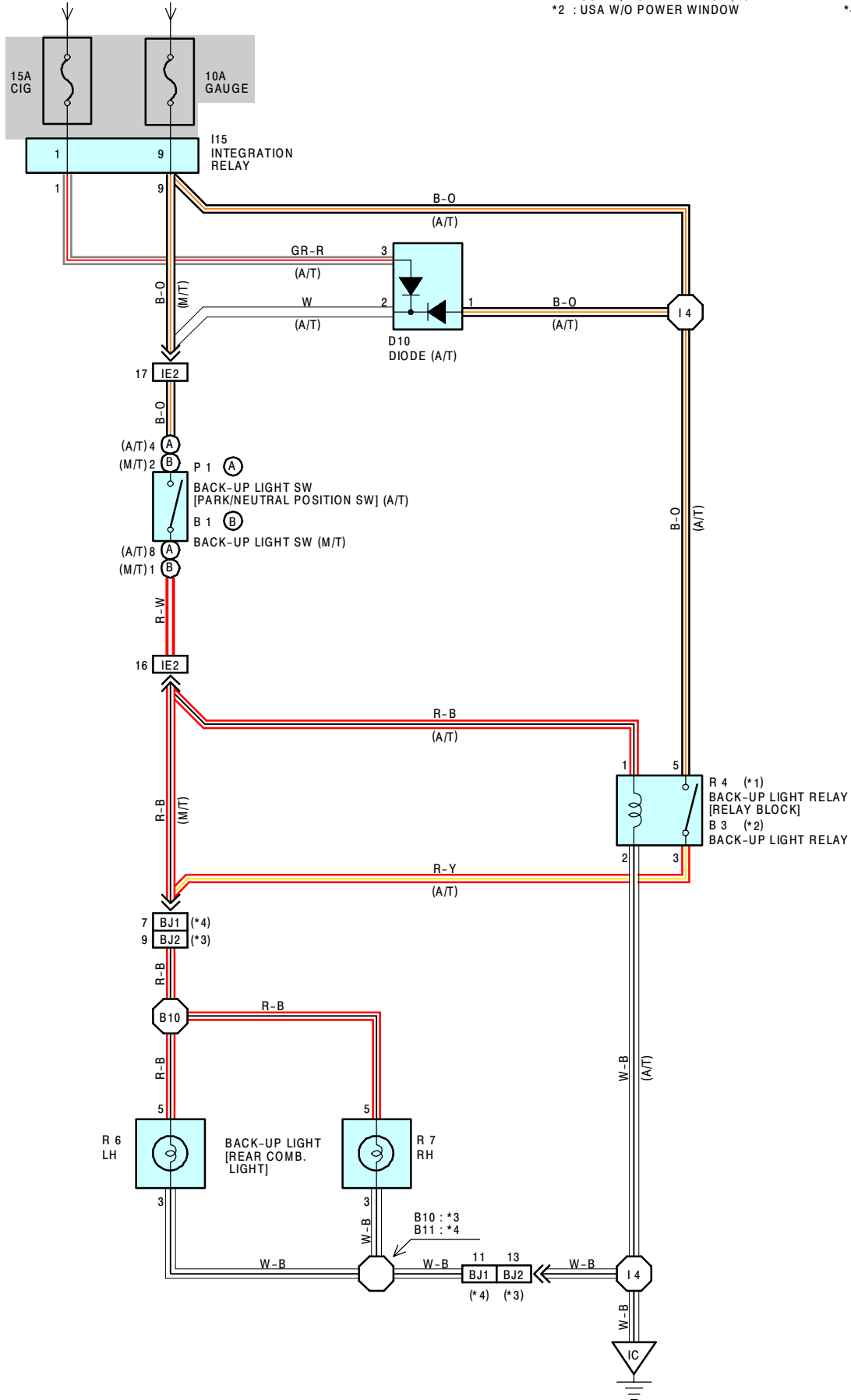


BACK-UP LIGHT

FROM POWER SOURCE SYSTEM (SEE PAGE 48)

*1 : USA W/ POWER WINDOW, CANADA
*2 : USA W/O POWER WINDOW

*3 : W/ ABS
*4 : W/O ABS



SERVICE HINTS

P 1 **(A)** BACK-UP LIGHT SW [PARK/NEUTRAL POSITION SW] (A/T),
 B 1 **(B)** BACK-UP LIGHT SW (M/T)
(A) 4-8, **(B)** 2-1 : CLOSED WITH SHIFT LEVER IN R POSITION
 B 3 BACK-UP LIGHT RELAY (USA W/O POWER WINDOW)
 R 4 BACK-UP LIGHT RELAY [RELAY BLOCK] (USA W/ POWER WINDOW, CANADA)
 5-3 : CLOSED WITH BACK-UP LIGHT SW OR PARK/NEUTRAL POSITION SW **ON** AND IGNITION SW AT **ON** POSITION

○ : PARTS LOCATION

CODE	SEE PAGE	CODE	SEE PAGE	CODE	SEE PAGE	
B 1	B	22 (5VZ-FE), 24 (3RZ-FE)	I15	27	R 6	28
B 3	26	P 1	A	23 (5VZ-FE), 25 (3RZ-FE)	R 7	28
D10	26	R 4	27			

□ : CONNECTOR JOINING WIRE HARNESS AND WIRE HARNESS

CODE	SEE PAGE	JOINING WIRE HARNESS AND WIRE HARNESS (CONNECTOR LOCATION)
IE2	34	ENGINE WIRE AND COWL WIRE (RIGHT KICK PANEL)
BJ1	36	FRAME WIRE AND COWL WIRE (UNDER THE PASSENGER'S SEAT)
BJ2		

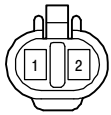
▽ : GROUND POINTS

CODE	SEE PAGE	GROUND POINTS LOCATION
IC	34	LEFT KICK PANEL

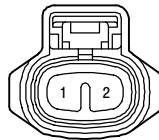
○ : SPLICE POINTS

CODE	SEE PAGE	WIRE HARNESS WITH SPLICE POINTS	CODE	SEE PAGE	WIRE HARNESS WITH SPLICE POINTS
I 4	34	COWL WIRE	B11	36	FRAME WIRE
B10	34	FRAME WIRE			

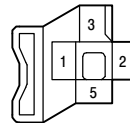
(5VZ-FE M/T) B 1 **(B)** GRAY



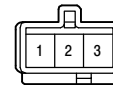
(3RZ-FE M/T) B 1 **(B)** GRAY



(*2) B 3

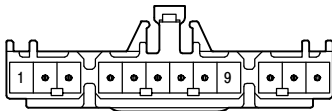


D10

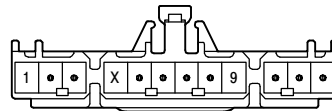


*1 : USA W/ POWER WINDOW, CANADA
 *2 : USA W/O POWER WINDOW

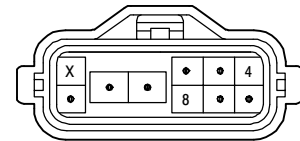
(5VZ-FE SR5 GRADE) I15



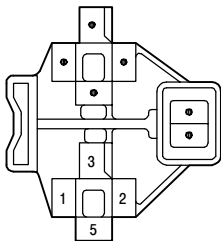
(5VZ-FE DLX GRADE, 3RZ-FE) I15



P 1 **(A)** GRAY



(*1) R 4



R 6, R 7 GRAY

