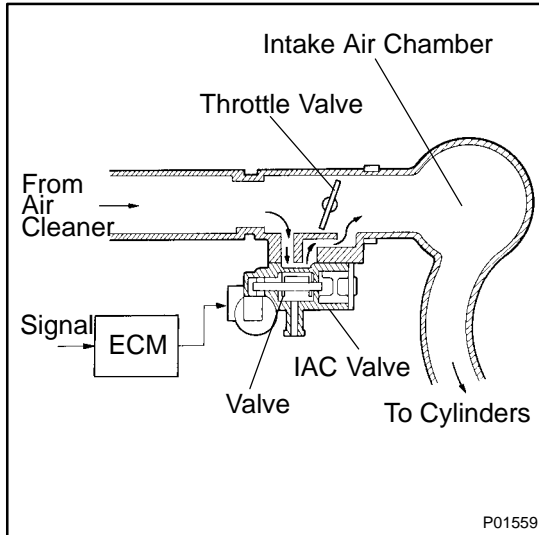


DTC	P0505	Idle Control System Malfunction
------------	--------------	--

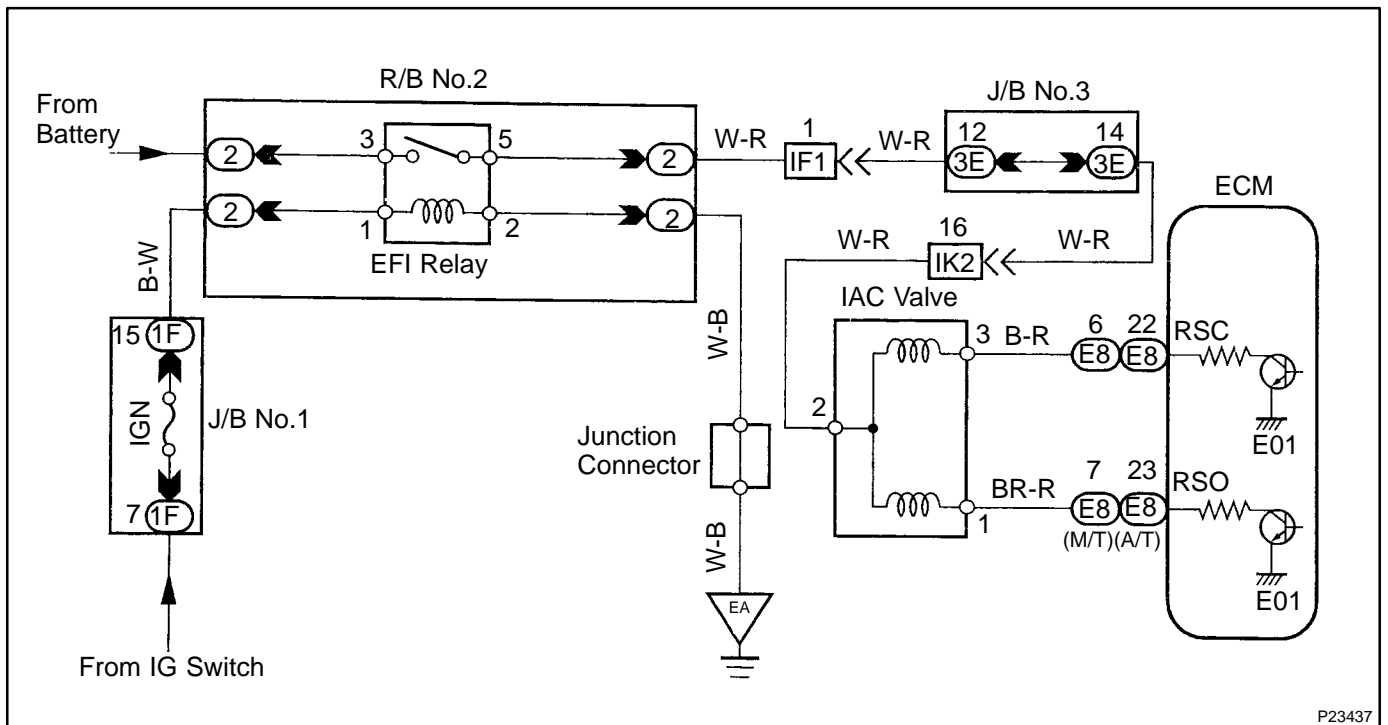
CIRCUIT DESCRIPTION



The rotary solenoid type IAC valve is located in front of the intake air chamber and intake air bypassing the throttle valve is directed to the IAC valve through a passage. In this way the intake air volume bypassing the throttle valve is regulated, controlling the engine speed. The ECM operates only the IAC valve to perform idle-up and provide feedback for the target idling speed and VSV for idle-up control is also added (for air conditioning).

DTC No.	DTC Detecting Condition	Trouble Area
P0505	Idle speed continues to vary greatly from the target speed (2 trip detection logic)	<ul style="list-style-type: none"> • IAC valve is stuck or closed • Open or short in IAC valve circuit • Air intake (hose loose) • ECM

WIRING DIAGRAM



INSPECTION PROCEDURE

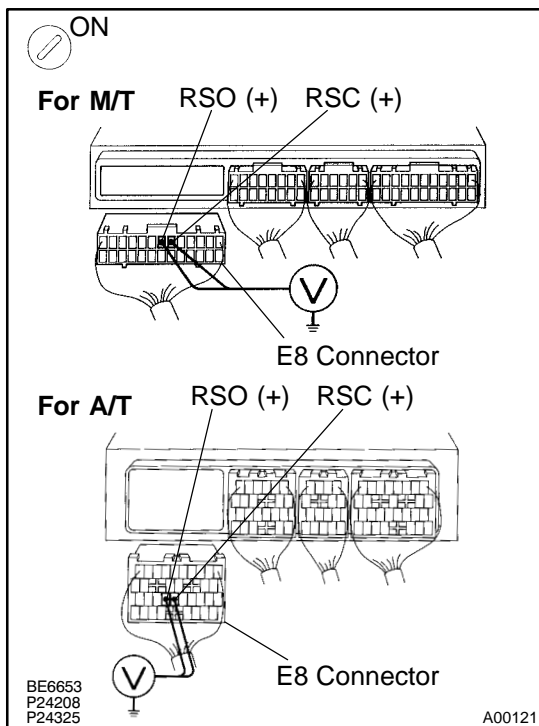
1 Check air induction system (See page SF-1).

NG

Repair or replace.

OK

2 Check voltage terminals RSO, RSC of ECM connector and body ground.

**PREPARATION:**

- Remove the glove compartment (See page SF-53).
- Disconnect the E8 connector of ECM.
- Turn ignition switch ON.

CHECK:

Measure voltage between terminals RSO, RSC of ECM connector and body ground.

OK:

Voltage: 9 - 14 V

OK

Go to step 4.

NG

3 Check IAC valve (See page SF-35).

NG

Replace IAC valve.

OK

Check for open and short in harness and connector between R/B No.2 and IAC valve, IAC valve and ECM (See page [IN-25](#)).

4 Check operation of the IAC valve (See page SF-35).

NG

Repair or replace IAC valve.

OK

Check and replace ECM (See page [IN-25](#)).